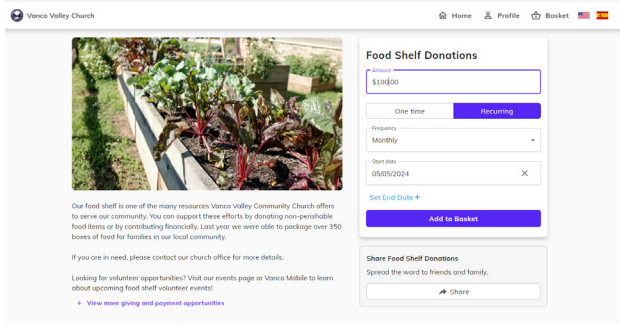


# How to Use Vanco Online

Visit our church website to create your Vanco account and setup your tithing and giving!  
[www.pontiacfirstlutheran.org/giving](http://www.pontiacfirstlutheran.org/giving)



Vanco Valley Church

Home Profile Basket

Food Shelf Donations

Amount: \$100.00

One-time Recurring

Frequency: Monthly

Start date: 05/05/2024

Set End Date +

Add to Basket

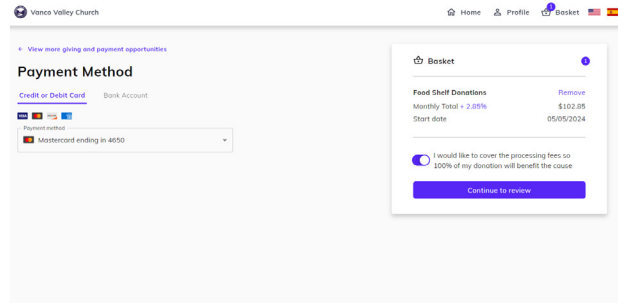
Share Food Shelf Donations

Spread the word to friends and family.

Share

## 1. Select Your Funds and Amount

Select your fund and click the **Donate** button. Next, choose a donation amount and frequency, then proceed to payment.



Vanco Valley Church

Home Profile Basket

View more giving and payment opportunities

Payment Method

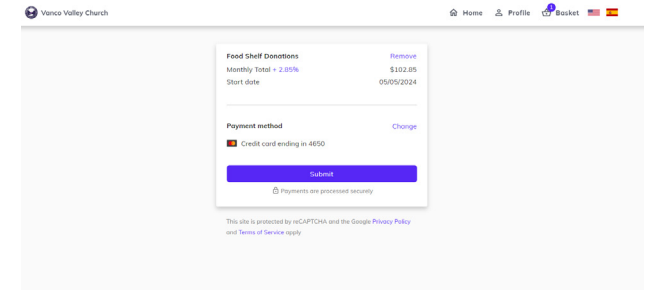
Credit or Debit Card Bank Account

Payment method: Mastercard ending in 4550

Continue to review

## 2. Enter Payment Method

Enter your credit card, debit card or bank account information. Sign up for an account to save your information for future donations.



Vanco Valley Church

Home Profile Basket

Basket

Food Shelf Donations

Monthly Total: \$102.85

Start date: 05/05/2024

Payment method: Credit card ending in 4550

Submit

Payments are processed securely

## 3. Complete Your Donation

Review and complete your gift by clicking **Submit**.

## Vanco Online Account Features

Support seasonal and year-round missions, make one-time gifts or set up recurring donations online.

From your Vanco Online account, you can review your giving history, manage recurring donations and update payment information.

Use your Phone's Camera to follow the link in the QR code below to create your account in Vanco.

